


ABC...F10SRFS Series of Fire Smoke Damper Actuator



Summary:


ABACO high quality damper actuators are developed for use with fire and smoke dampers. The actuator motorized the damper or other devices when power on and spring back to its original position when power is cut off or trip by the thermal sensor. Special designed for Fire and Smoke application.



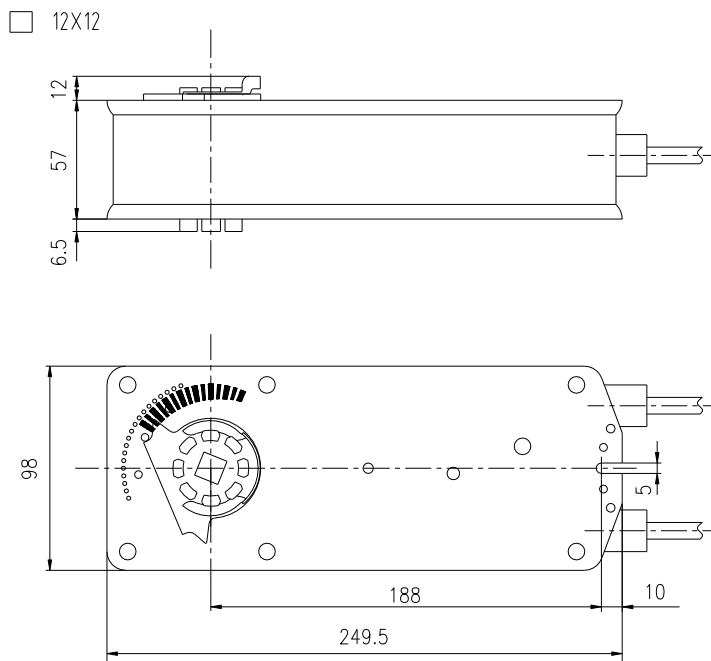
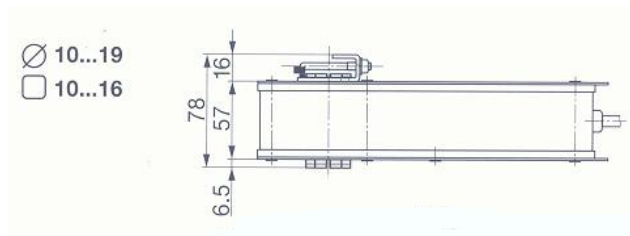
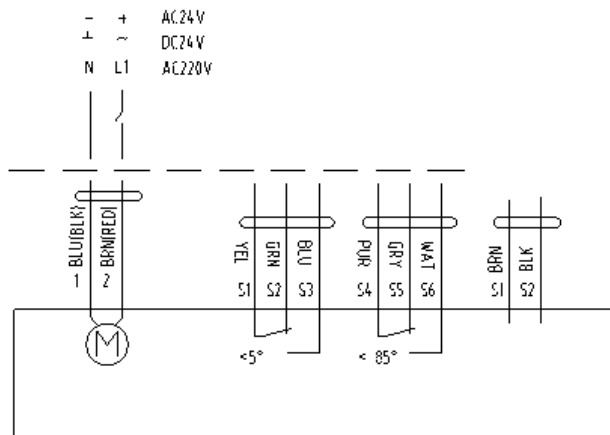
Features and Characteristics:

- 2 points on/off control
- Voltage AC/DC 24V and AC 230V available
- Circular Shaft dimension Form Fit 10-19mm(diameter) or Square Shaft
- 10mm-16mm
- Manual Over ride by crank handle when required
- Anti-rotation bracket provided for stability
- Selectable direction of rotation by reversing actuator
- 2 SPDT Fixed auxiliary switches as Standard
- Energy saving at end stops
- Thermal Sensor when requested
- Customized version available on request

ABC...F10SRFS Series of Fire Smoke Damper Actuator



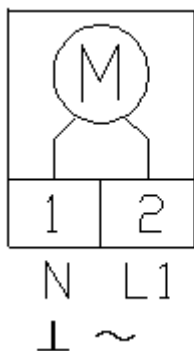
Wiring Diagram:



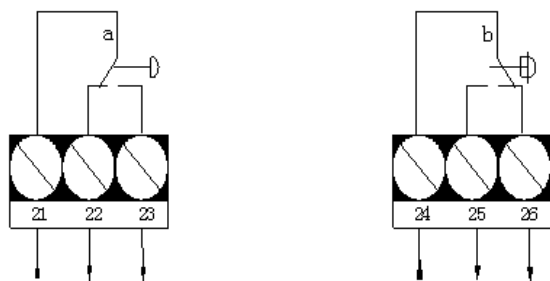
ABC...F10SRFS Series of Fire Smoke Damper Actuator



Manual Operation Instruction:



AC220V
AC24V
DC24V



(3)Amp AC250V
Actuator at 0° position

Insert the hand handle into the hex hole; smoothly and slowly turn around the handle clockwise (or counter clockwise) rotation, according to the diagram of the product label.

At the same time, the output shaft will follow and turn by clockwise (or counter clockwise) rotation.

When the output shaft moves to the required position, then turn the handle conversely by counter clockwise (or clockwise) with 90 °C, the output shaft will be blocked.

Then turn slightly the handle by another clockwise (or counter clockwise), the output shaft will move again.

Attention: Please do not operate manually when the actuator is speedily rebounding, otherwise it causes easily unlocking by manual or assembly damage.